

NEWSLETTER

CLAREMONT PACS UPDATE



SEPTEMBER 07

We are pleased to announce that our PACS is currently in the testing phase and will be 'going live' on **1 October 2007** in the Claremont Medical Village. Many of you will have already used the Life Healthcare network and PCs to access patient results and will now be able to obtain images and reports from our digital department.

For those who haven't, the network consists of a 1 gig/sec backbone and 100Mb/sec connections to each ward, theatre and consulting room where a PC is provided for easy access to images, reports and pathology results. In Claremont Hospital the remaining installations will be completed and we will install the link to our PACS (AGFA IMPAX 6 Client) on the PCs and provide personal training.

Training as well as feedback will also be provided on two dates in group sessions at Claremont Hospital:

- 9 October 2007, 07:00 – 08:00, Claremont Seminar Room
- 10 October 2007, 07:00 – 08:00, Claremont Seminar Room

We look forward to working with you in a digital environment to improve patient turnaround and make images and reports more accessible.

CONTACT DETAILS

Selma Mukheiber (PACS training)

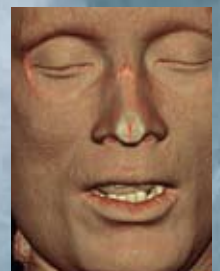
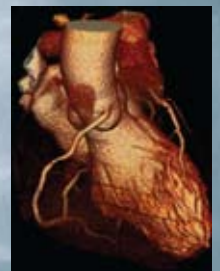
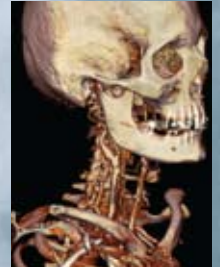
084 741 2135 | smukheiber@morton.co.za

Tricia Heidmann (PACS support Claremont)

072 200 4202 | heidmann@iafrica.com

PACS PROJECT LEADER

Dr Graeme Thompson | 083 657 3169 | gt@morton.co.za



MORTON & PARTNERS
RADIOLOGISTS

NEWSLETTER

CLAREMONT PACS UPDATE



SEPTEMBER 07

We are pleased to announce that our PACS is currently in the testing phase and will be operational on **1 October 2007** at our Claremont branch.

Our default distribution of images will be:

- CD with images and printed report provided to the patient
- You can log into our PACS (Impax6 Client) via a broadband internet connection and view the images and report long before the patient has returned to you. We can install the link on your PC and provide the necessary training. We recommend the following minimum requirements for your PC:

Windows XP

512Mb - 1Gb RAM

Speed: Pentium4 / AMD

CD ROM

Broadband internet access (ADSL, 3G, iBurst or similar)

To let us know of your specific imaging requirements, please complete the attached questionnaire and fax it back to us.

We look forward to working with you in a digital environment to improve patient turnaround and make images and reports more accessible.

CONTACT DETAILS

Selma Mukheiber (PACS training)

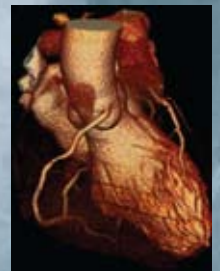
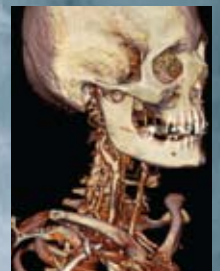
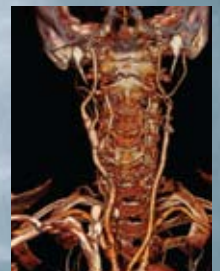
084 741 2135 | smukheiber@morton.co.za

Tricia Heidmann (PACS support Claremont)

072 200 4202 | heidmann@iafrica.com

PACS PROJECT LEADER

Dr Graeme Thompson | 083 657 3169 | gt@morton.co.za



MORTON & PARTNERS
RADIOLOGISTS